




# Instructional Tutorial

Kim Guzman © October 15, 2005

Email: [kim@crochetkim.com](mailto:kim@crochetkim.com)

Website: <http://www.crochetkim.com>

## Single Crochet

	<p>Start with one chain on your hook.</p>
	<p>Insert hook under both loops of next stitch. Yarn over.</p>
	<p>Pull up a loop. Two loops now on hook.</p>



Yarn over.



Pull loop through both loops on hook to close. One loop remaining on hook.